

Character District Process

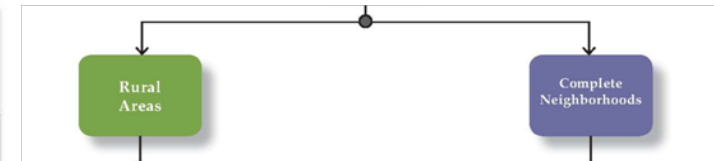
Phase I: Identifying Our Character Districts (July-Oct.)

Compile Data

Identify Rural Areas and Complete Neighborhoods

Public Workshops

Refine Products

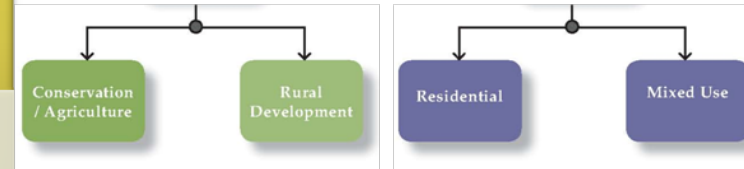


Phase II: Defining Future Character (Oct. – Nov.)

Identify areas of stability/transition

Week of Workshops

Refine Products

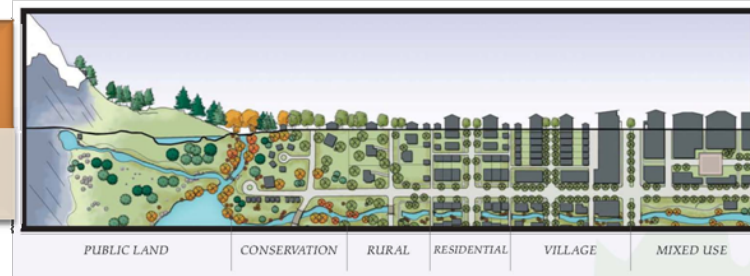


Phase III: Planning Our Character Districts (Nov. – Dec.)

Draft Character Districts

All-Day Workshop

Refine Character Districts



Phase IV: Character District Finalization and Approval (Jan.)

Town joint PC/TC, County joint PC/BCC review

Joint PC Hearing

JIM Hearing

Character District Process

Phase I: Identifying Our Character Districts (July-Oct.)

Compile Data

Identify Rural Areas and
Complete Neighborhoods

Public Workshops

Refine Products

- **Compile Data**

- Work with partners to identify data sources
- Create 3 Common Value Framework Maps

- **Identify Rural Areas and Complete Neighborhoods**

- Identify Character District boundaries
- Describe character of each district
- Identify each district as a Rural Area or Complete Neighborhood

- **Public Workshops**

- Confirm boundaries, descriptions, identifications
- Discuss district enhancement opportunities

- **Refine Products**

- Refine boundaries, descriptions, identifications
- Draft district opportunities for each district

Character District Process

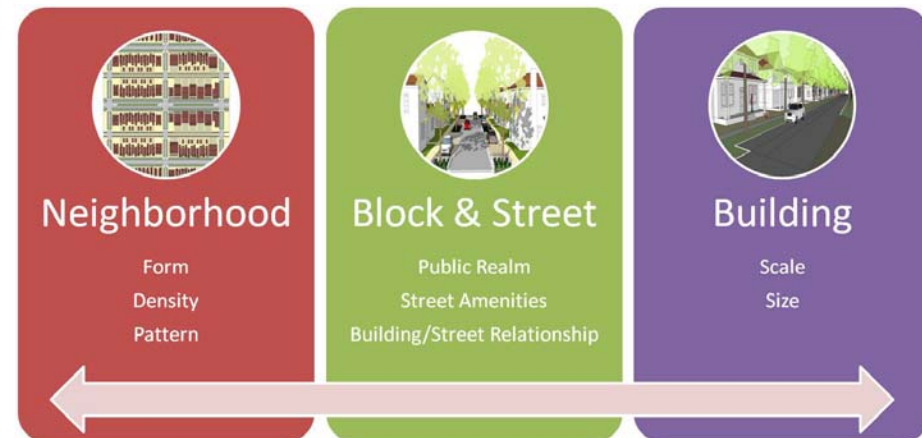
Phase II: Defining Future Character (Oct. – Nov.)

Identify areas of stability/transition

Week of Workshops

Refine Products

- Identify areas of stability and transition
 - Map areas of existing character
 - Identify areas of stability/transition based on Phase I opportunities
 - Identify opportunities for each area
- Week of Workshops
 - Daily Workshops and Open-Houses
 - Confirm area boundaries, stability/transition, opportunities
 - Discuss and depict future character for transition areas
- Refine Products
 - Refine area boundaries, stability/transition, opportunities
 - Draft drawings of character
 - Draft description of future character



Character District Process

Phase III: Planning Our Character Districts (Nov. – Dec.)

Draft Character Districts

All-Day Workshop

Refine Character Districts

- Draft Character Districts
 - Map common value frameworks, boundary, areas of stability/transition
 - Describe existing and future character
 - Depict character as needed (15 total drawings)
- All-Day Drop-In Workshop
 - Confirm future character, drawings, complete product
 - Discuss refinements

- Refine Character Districts
 - Refine each district

Description

- General Description
- Attributes




Framework

- Ecosystem
- Managed Growth
- Community Character



Character

- Neighborhood
- Street
- Building



Character District Process

Phase IV: Character District Finalization and Approval (Jan.)

Town joint PC/TC, County joint
PC/BCC review

Joint PC Hearing

JIM Hearing

- Town, County Review

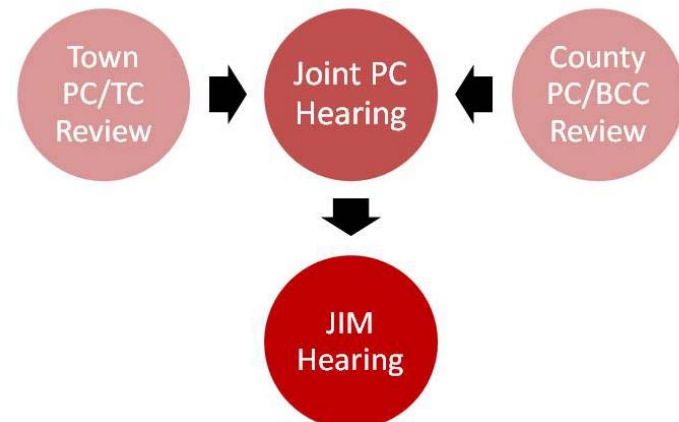
- Town joint PC/TC review meeting
- County joint PC/BCC review meeting
- Two lists of refinements

- Joint Planning Commission Hearing

- Review/consolidate lists of refinements
- Certify Illustration of Our Vision pending refinements
- Character Districts refined

- JIM Approval Hearing

- Review PC refinements
- Approve Illustration of Our Vision pending any final direction
- Schedule final adoption of complete Comprehensive Plan



Character District Process: Fee

- \$90,000

- Includes travel, room and board
- Products initially developed by staff, refined by AECOM

- Next Steps

- Complete Contract and Scope of Work based on this presentation

Phase I: Identifying Our Character Districts (July-Oct.)

\$24,000



Phase II: Defining Future Character (Oct. – Nov.)

\$29,600



Phase III: Planning Our Character Districts (Nov. – Dec.)

\$17,400



Phase IV: Character District Finalization and Approval (Jan.)

\$19,000